















Zone Valves.
Characterised Control Valves – internal thread

		Running times	(Control) Operating range/connection	Emergency control function	CQ.. 1 Nm 	
3-point	AC/DC 24 V	75 s	3-point, open-close / cable		CQ24A 	
			3-point, open-close / terminal		CQ24A-T 	
	AC 230 V	75 s	3-point, open-close / cable		CQ230A 	
			3-point, open-close / terminal		CQ230A-T 	
Modulating	AC/DC 24 V	75 s	DC (0) 2...10 V / cable		CQ24A-SR 	
			DC (0) 2...10 V / terminal		CQ24A-SR-T 	
			DC (0) 2...10 V / MP-Bus® / cable		CQ24A-MPL 	
			DC (0) 2...10 V / MP-Bus® / terminal		CQ24A-MPL-T 	
			DC (0) 2...10 V / cable	—	CQK24A-SR 	
Internal thread Rp ISO 7/1  2-way		PN 25 $T_{max} = 120^{\circ}C$			Range of use Closed water circuit (pH > 7)	
	PN	DN [mm]	k_{vs} [m ³ /h]	Δps [kPa]	Δpmax [kPa]	
C215Q-F 	25	15	1.2	280	350	
C215Q-J 	25	15	4.8	↕	↕	
C220Q-K 	25	20	8	280	350	